



Gauge measures pneumatic system pressure. Stud mounted.



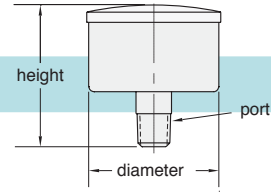
**Range:** Scale reading up to 160 psig/11 bar. See chart.

**Construction:** Steel case (nickel-plated on PG-101-NP). Plastic face. Dial shows two ranges; psig in black, bars in red. Built-in pressure snubber.

**Ports:** Connection located at rear is double threaded O.D. - male thread 1/8" NPT

**Mounting:** Stud mount using 1/8" NPT center stud

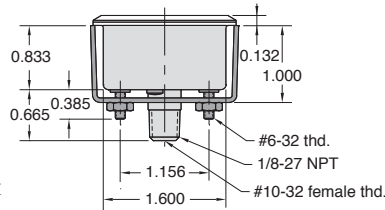

### Pressure Gauges



Part No.	Diameter	Height	Port (OD)	Range	
				psig	Bar
<a href="#">PG-10-30I*</a>	1"	1.003"	1/16" NPT	0 to 30	0 to 2
<a href="#">PG-10-60I*</a>	1"	1.003"	1/16" NPT	0 to 60	0 to 4
<a href="#">PG-10-160I*</a>	1"	1.003"	1/16" NPT	0 to 160	0 to 11
<a href="#">PG-15-30P</a>	1.5"	1.540"	1/8" NPT	0 to 30	0 to 2
<a href="#">PG-15-60P</a>	1.5"	1.540"	1/8" NPT	0 to 60	0 to 4
<a href="#">PG-101-BK*</a>	1.625"	1.670"	1/8" NPT	0 to 100	0 to 6.9
<a href="#">PG-101-NP*</a>	1.625"	1.670"	1/8" NPT	0 to 100	0 to 6.9
<a href="#">PG-15-160P</a>	1.5"	1.540"	1/8" NPT	0 to 160	0 to 11
<a href="#">PG-20-30Q</a>	2"	1.680"	1/4" NPT	0 to 30	0 to 2
<a href="#">PG-20-60Q</a>	2"	1.680"	1/4" NPT	0 to 60	0 to 4
<a href="#">PG-20-160Q</a>	2"	1.680"	1/4" NPT	0 to 160	0 to 11

\* I.D. - tapped for #10-32 fitting

### Vacuum Gauge



Gauge measures pneumatic vacuum pressure. Mounting bracket included.

**Range:** Scale reading from 0 to 30 in.Hg. and 0 to -1 bar

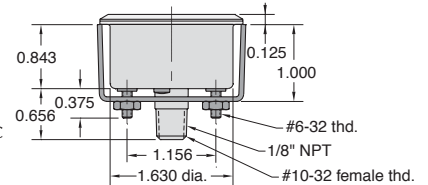

**Construction:** Nickel-plated steel case. Plastic face. Dial shows two ranges; Hg in black, bars in red. Built-in pressure snubber.

**Ports:** Connection located at rear is double threaded O.D. - male thread 1/8" NPT I.D. - tapped for #10-32 fitting

**Mounting:** Stud mount using 1/8" NPT center stud or panel mount using the zinc plated steel bracket supplied.

Part No.	Description
<a href="#">VG-30</a>	Vacuum Gauge

### Pressure Gauge



Gauge measures pneumatic system pressure. Mounting bracket included.

**Input Pressure:** Scale reading from 0 to 100 psig and 0 to 6.9 bar

**Construction:** Nickel-plated steel case. Plastic face. Dial shows two ranges; psig in black, bars in red. Built-in pressure snubber.

**Ports:** Connection located at rear is double threaded O.D. - male thread 1/8" NPT I.D. - tapped for #10-32 fitting

**Mounting:** With zinc plated steel bracket supplied

Part No.	Description
<a href="#">PG-100</a>	Pressure Gauge